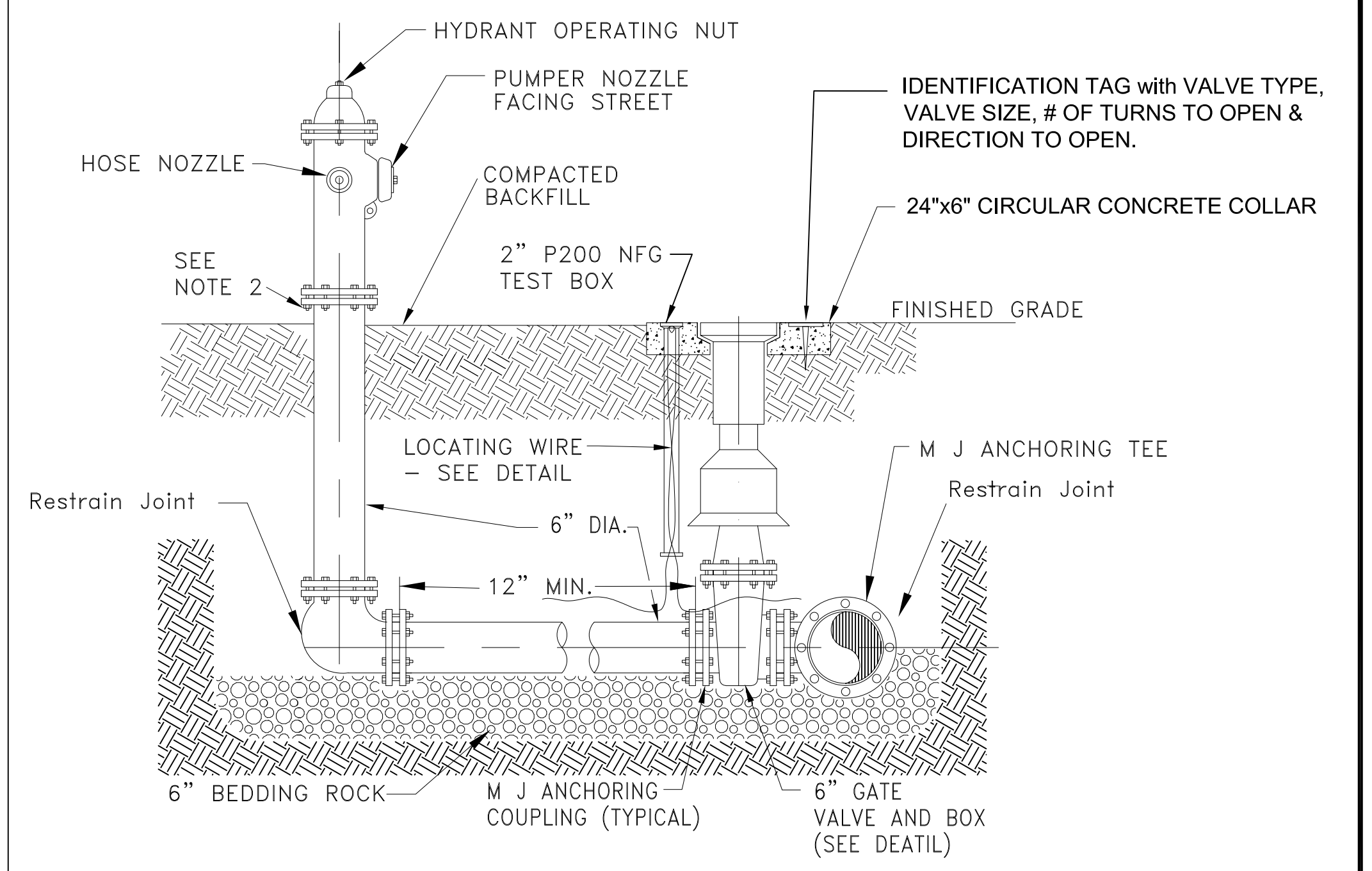


SECTION A-A
FIRE LINE SYSTEM TO BUILDING

NOTE:
NFPA 24 AND 25
SHOULD BE APPLIED
ON FIRE SYSTEM.

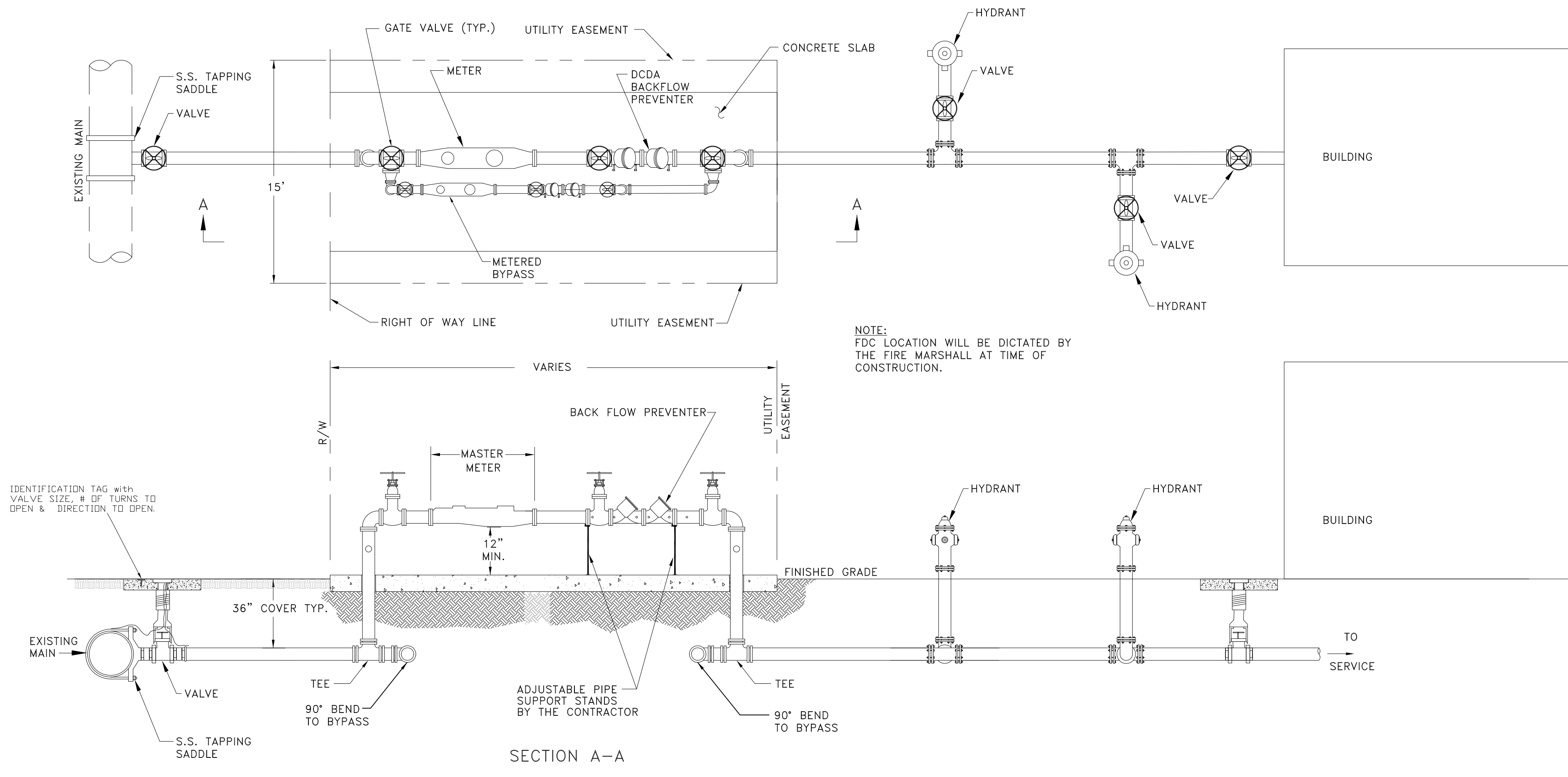
PAINT FIRE LINE
SYSTEM RED BUT DO
NOT PAINT BRASS.

PAINT POTABLE METER
ASSEMBLY BLUE WHEN
COMPLETED BUT DO
NOT PAINT BRASS.



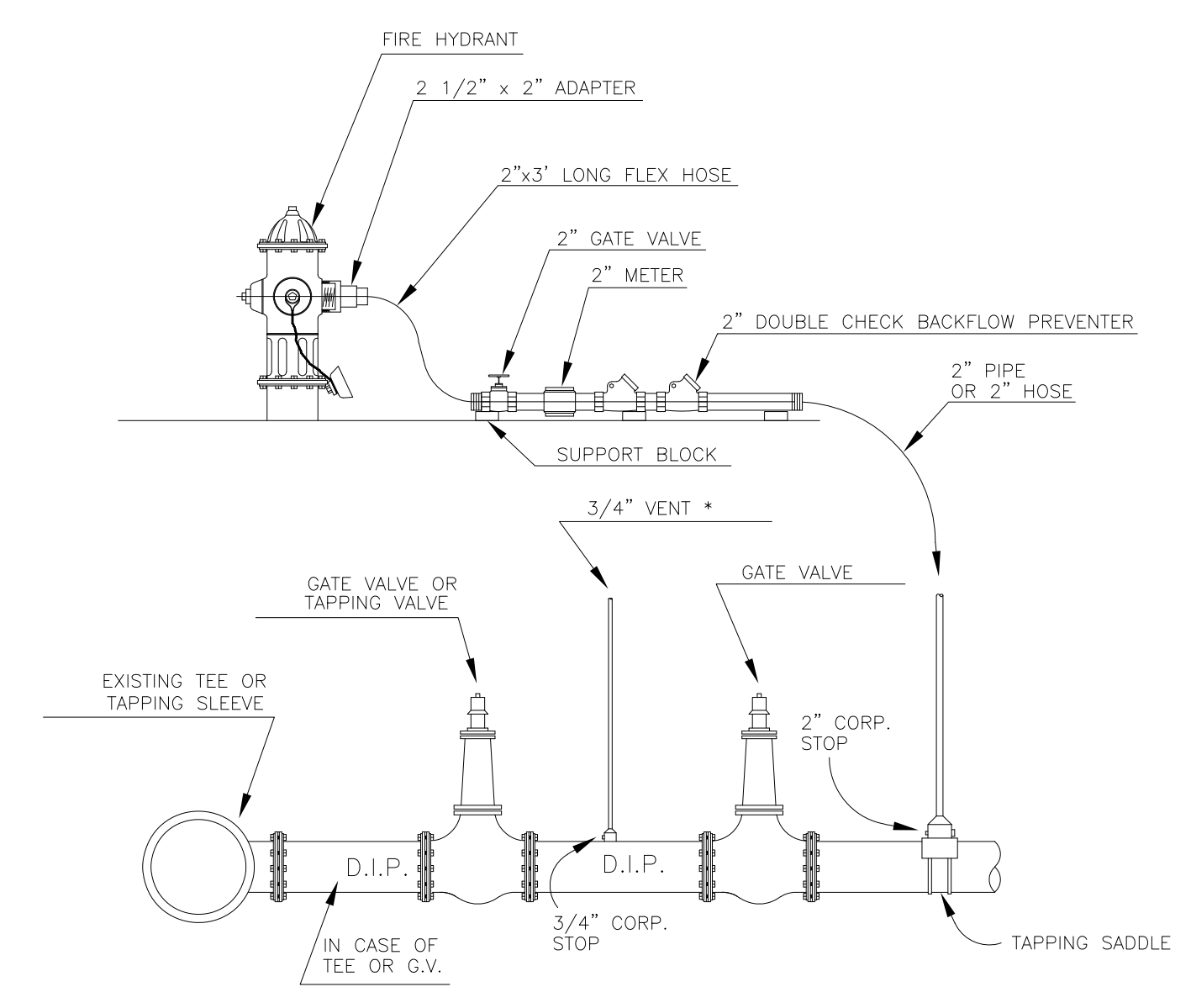
- NOTES:
1. FIRE HYDRANT SHALL BE SUPPLIED WITH A WEEP HOLE (DRY BARREL TYPE).
 2. CLEARANCE BETWEEN BOTTOM OF BOLTS AND TOP OF GROUND SHALL BE 6". STANDARD BARREL SHALL BE 42".
 3. RESTRAINED JOINTS REQUIRED THROUGHOUT FIRE HYDRANT ASSEMBLY.
 4. FIRE HYDRANT SHALL HAVE CITY OF LAKE WALES STANDARD FINISH.
 5. FIRE HYDRANT MUST BE A MUELLER SUPER CENTURION A-423 OR KENNEDY K-81 AS NOTED IN CITY SPECIFICATIONS.
 6. HOSE BIBB REQUIREMENT TO BE SPECIFIED AT PRECON.

HYDRANT DETAIL



SECTION A-A
POTABLE SYSTEM TO BUILDING WITH PRIVATELY MAINTAINED HYDRANTS

NOTE:
FDC LOCATION WILL BE DICTATED BY
THE FIRE MARSHALL AT TIME OF
CONSTRUCTION.



FILLING CONNECTION

* NOTE: AFTER TESTS REMOVE 3/4" TUBING AND 2" GALVANIZED PIPE AND INSTALL PLUGS ON CORPORATION STOPS.

ISSUE CODE
MODIFIED MJC 05-22-18
MODIFIED MJC 02-05-20

CITY OF LAKE WALES
LAKE WALES, FLORIDA 33853

ISSUE CODE	A PRELIMINARY	B DESIGN
C BIDS	D CONSTRUCTION	E APPROVAL
DESIGN:	SCALE: N.T.S.	
CHK'D BY:	DATE:	
DRAWN BY:	ENGR. APPR.	
DRAWING TITLE		
FIRE LINE SYSTEM, FIRE HYDRANT & FILLING CONNECTION DETAILS		
JOB NO.		
AREA	REV.	
CITY-OF-LAKE-WALES		